

**CRU**

**Data, Insight,  
Strategy &  
Communities**



**CRU Aluminium Services**


Independent *expert* intelligence

[www.crugroup.com](http://www.crugroup.com)



# Navigate aluminium markets with precision using data-driven insight

*In a market characterised by changing production costs and rising demand, driven by the energy transition, access to independent, accurate pricing and timely, expertly-analysed market forecasts is essential.*



Track  
Prices

Get the latest  
Forecasts

Prepare for the  
Long Term

# Our Services

*CRU offers comprehensive insights across the aluminium value chain, from mining and refining to smelting and end-use applications.*

With new applications in clean energy infrastructure, EVs, and high-capacity wiring and cabling, aluminium is set to play a critical role in sustainable growth.

Using CRU's data, you can better identify market opportunities, manage costs, access independent price references and get insight into cost and emissions performance through the supply chain, optimising profitability and sustainable operations. With [CRU's DataLab](#), clients can analyse and visualise aluminium market and asset data, and integrate it directly into their workflows via API or Excel add-in.

Our comprehensive coverage spans key aluminium commodities across the value chain, enabling insights from raw materials to end-use products.

<b>Aluminium Raw Materials</b>
Bauxite
Alumina
Carbon Products
<b>Primary and Secondary Aluminium</b>
Aluminium
Aluminium Scrap
Aluminium Casthouse Shapes
Aluminium Billet, PFA, Slab, and Wire Rod
<b>Downstream Aluminium</b>
Aluminium Extrusions
Aluminium Can Stock
Aluminium Rolled Product



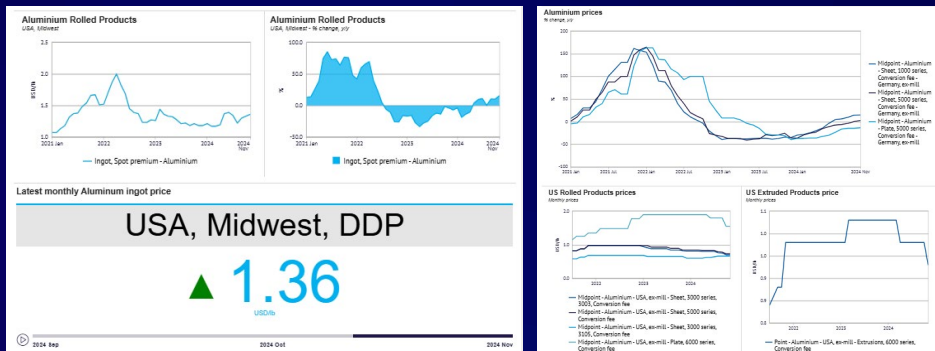
# Track prices and market movements

Our price data and short-term market analysis provide reliable insights for confident decision-making.

CRU's proprietary data and expert insights keep you ahead of market shifts, enabling timely adjustments to your strategies.

- **CRU price assessments:** Access reliable prices for key aluminium commodities, backed by robust and transparent methodologies to benchmark and negotiate transactions and contract settlements confidently.
- **Market prices:** Receive real-time updates to anticipate and respond to price fluctuations, managing costs and secure supply chains.
- **Market analysis & commentary:** Stay ahead of events impacting the industry, such as regulatory changes, geopolitical trends or developing markets with our in-depth analysis, helping you adjust strategies in advance.
- **Market data:** Leverage historical and latest data to understand supply and demand trends, grounding your decisions in empirical data.
- **Short-term price forecasts:** Utilise our six-month outlook to budget and plan effectively, helping to support pricing or procurement decisions and manage costs.

## CRU Prices Dashboard: Aluminium Products




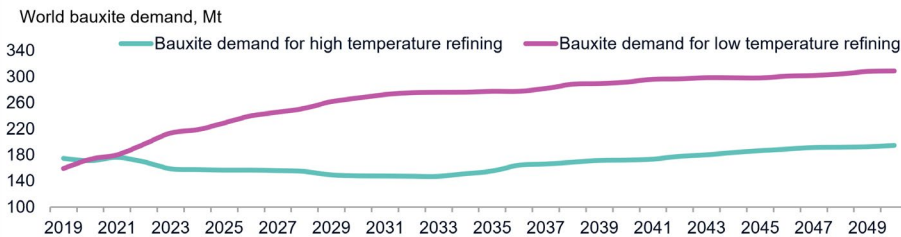
# Plan for the *long term*

In uncertain markets, long-term planning can enable you to better navigate volatility.

With outlooks covering the medium to long term, you can gain expert intelligence to help mitigate risks and strengthen resilience.

- **Five-year forecast data and analysis:** Gain access to detailed forecasts to help plan your procurement strategy and identify growth opportunities.
- **Macro-economic data:** Utilise key economic indicators, such as industrial production, GDP and inflation metrics, to gauge impacts on the aluminium sector.
- **Macro-economic commentary:** Refine your strategies with analysis of trade policies, currency shifts and global economics, helping you get the full picture and assist your decision-making.
- **Policy insights:** CRU's review of regulatory changes and potential implications supports informed and compliant planning.
- **Long-term forecast (25 years):** Inform your capital allocation and investment strategies with CRU's Long Term Market Outlooks.

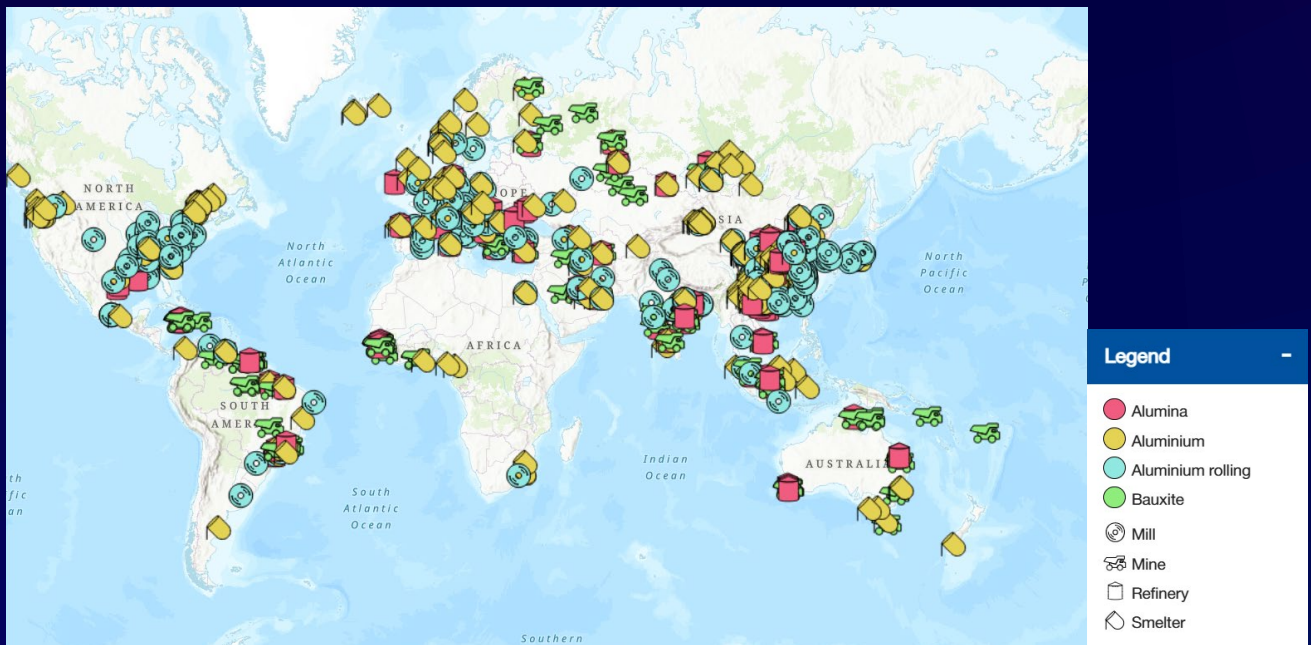
## Bauxite consumption driven by low-temperature bauxite needs



# Outperform with *comprehensive* insight into asset performance

From investment valuation to cost analysis and production optimisation, CRU's Asset Services offer cost and emissions data for over 750 aluminium production assets worldwide.

CRU's DataLab platform, which facilitates seamless integration of data into internal workflows via API, enables you to interrogate and visualise CRU's asset-level data for easy access to analysis that will underpin key decisions. From benchmarking performance to evaluating project potential and assessing emissions through the supply chain, our services are built to assist you every step of the way.





# Trusted partner *across industries*

CRU partners with a diverse array of industry sectors across the aluminium supply chain – from metals and mining organisations to automotive and wire and cable market participants.

We provide data-driven insights that empower companies to optimise processes, strengthen their competitive edge, and advance their sustainability goals toward lower carbon production and compliance standards.

[See more of the industries we cover](#)

## What our clients say

*“ I would like to commend CRU’s specialised team and services, specifically the Aluminium team, for their robust and transparent methodology, which enhances the credibility of the findings and data. The use of independently assessed price references provides a solid foundation for the analysis, ensuring that the data presented is both reliable and accurate. The CRU Aluminium team offers in-depth coverage and analysis of market-moving events, allowing us to make informed decisions and mitigate risks, which results in savings. ”*

**Christian Bluhm**

Segment Leader, Non-Ferrous Materials, **Valeo**



# Unparalleled *insight* through aluminium value chains

CRU’s expertise – from aluminium raw materials to downstream products – offers a complete perspective, providing tailored insights into cost structures, emissions and sustainability trends that keep you competitive.

**Service packages can be tailored to the market insight, access and support required.**

Service features	Classic	Premium
CRU online access	✓	✓
CRU price assessment	✓	✓
Market data and prices	✓	✓
Market analysis & commentary	✓	✓
Short-term price forecast (6 months)	✓	✓
Policy	✓	✓
Macro-economic commentary	✓	✓
Medium-term forecast data & analysis (5 year)	✗	✓
Macro-economic data	✗	✓
Monthly client only webinars	✓	✓
Access to analysts	Limited access	Full access
Access to DataLab and *API	✓	✓
Long-term forecast (25 year)	Standalone	Standalone

\*API access is subject to an enterprise license

Standalone service features	
Aluminium rolling asset data (incl. Costs)	✓
Mine asset data (incl. Costs)	✓
Asset emissions	✓
Smelter & refinery data (incl. Costs)	✓
Asset data – scenarios	✓

**[Explore our full list of Aluminium Services](#)**




# Delivering value through *specialised services*

CRU's Energy Transition and Decarbonisation service helps aluminium industry stakeholders understand how carbon pricing, power markets, policy, clean technologies and emissions trends are reshaping competitiveness.

With integrated insight across power transition, carbon costs, climate scenarios and decarbonisation pathways, CRU helps you navigate complexity, assess risk, identify opportunity and build resilient strategies for a lower-carbon future.

[Learn more](#)





# Bespoke support for strategic projects

CRU offers a wide array of advisory services for the aluminium industry, including:

- Strategic planning: Emissions management; procurement strategy development and growth planning.
- Market decisions: Specialised market studies and strategic market reports.
- Valuation support: Feasibility studies; M&A assistance and asset valuations.
- Operational improvements: Supplier assessments; production reviews and supply chain optimisation.
- Policy & regulation analysis: Independent market assessments and industry impact evaluations.

## Contact us

For more information on  
**CRU's Aluminium Services**

Request a *demo* now

## Global offices



- Beijing
- Cyprus
- Dubai
- Houston
- Johannesburg
- Mumbai
- New York
- London (Head Office)**
- Pittsburgh
- Santiago
- São Paulo
- Seoul
- Shanghai
- Sheffield
- Singapore
- Sydney
- Tokyo
- Toronto