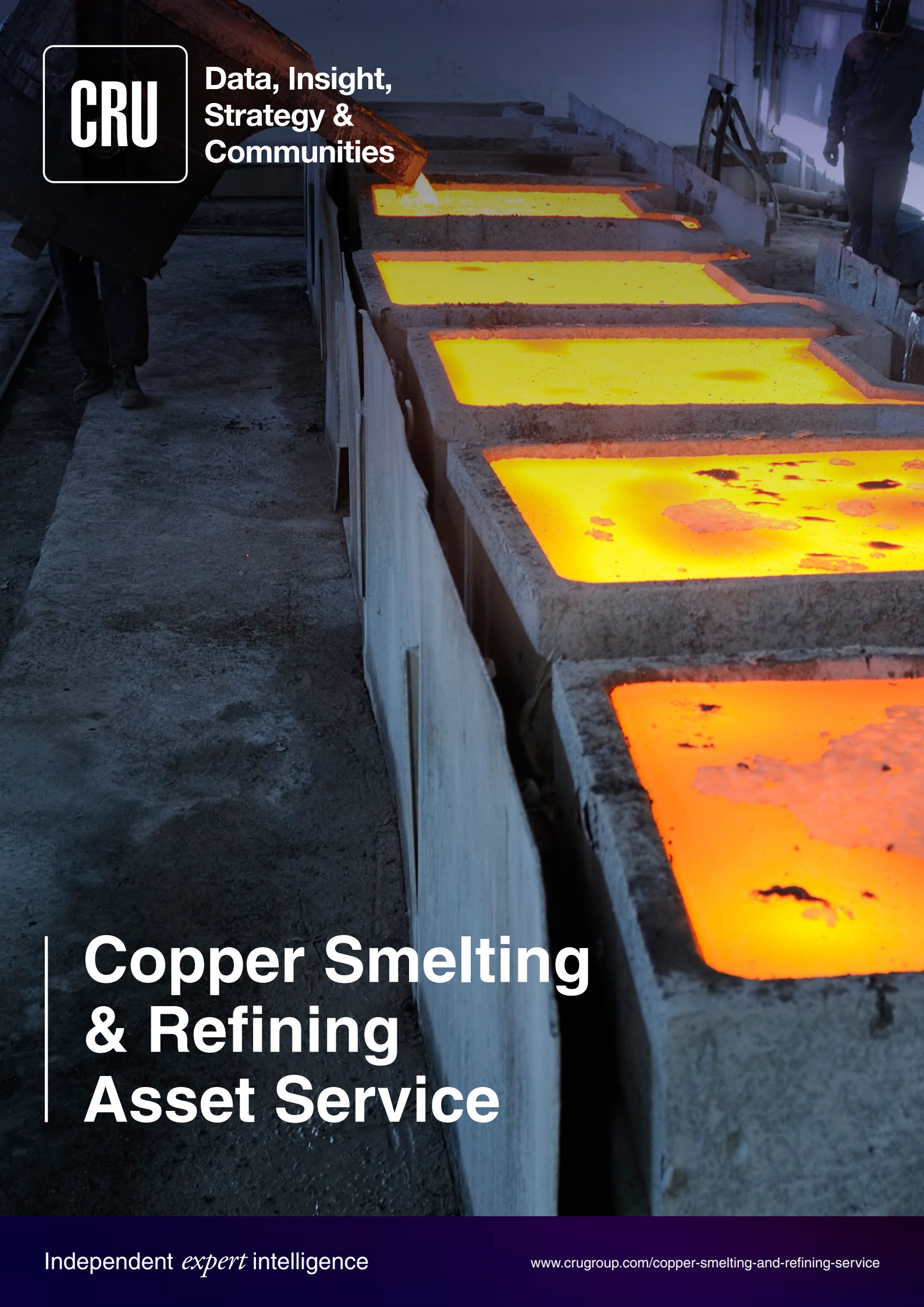




**CRU**

Data, Insight,  
Strategy &  
Communities



# Copper Smelting & Refining Asset Service

Independent *expert* intelligence

[www.crugroup.com/copper-smelting-and-refining-service](https://www.crugroup.com/copper-smelting-and-refining-service)

# Why CRU?

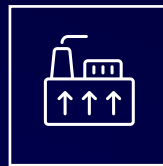
Volatile prices, shifting regulations, and energy efficiency are key concerns in the copper industry. However, geopolitical tensions, supply chain disruptions, and the energy transition are adding new complexities.

At CRU, we deliver actionable intelligence through in-depth, trusted data and advanced analytics, empowering you to optimise operations, mitigate risks, and make proactive decisions that drive profitability, ensure compliance, and help you turn challenges into opportunities.



**Asset  
Information**

- Location, technology, operating status, integration, operator, ownership, production, costs, etc
- Asset description
- Cost and revenue summary



**Modelling**

- Cost and revenue curves
- Primary and secondary sourced data
- Scope 1, 2 and selected scope 3 emissions curves



**Process  
Data**

- Detailed feed and production numbers
- Cost and process data per module/unit operations
- Modelling based on the technology type for every smelter sector

# Strategic Insights: Empowering informed decision-making

## ■ Asset Benchmarking

Our service equips smelters and refiners with the latest data and cutting-edge insights. Join us to evaluate and identify optimisation opportunities for your operations. Benchmark assets to identify areas of improvement that lead to optimised operation and maximum efficiency.

## ■ Cost Management

Dive into granular cost data for copper smelting and refining assets. Track costs, identify cost drivers, and make well-informed decisions to improve profitability.

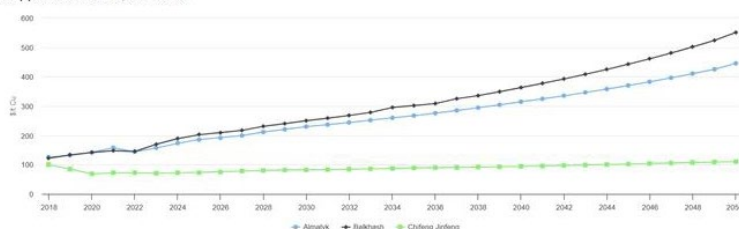
## ■ Sustainability insights

Elevate your sustainability planning and strategy – track emissions, evaluate environmental impact and champion green practices across your assets. Transform how you see sustainability – from a goal to a realistic venture.

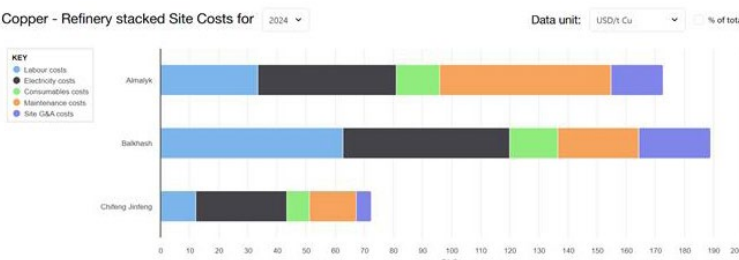
## ■ Strategic decision-making

Unlock the power of our data and ensure strategic planning. Evaluate investments, expansion opportunities and asset acquisitions with confidence.

Copper Cash costs, ex-works



Copper - Refinery stacked Site Costs for 2024



# Unlock Value

Unlock a world of strategic advantages with CRU's Copper Smelting & Refining Asset Service.

## ■ Unmatched global coverage

Gain unparalleled insights with coverage of over 198 assets across 33 countries, including 101 smelters and 97 refineries. This comprehensive global view spans a diverse range of technologies, empowering you to track, benchmark, and optimise the performance of copper smelting and refining operations with precision.

## ■ Timely data

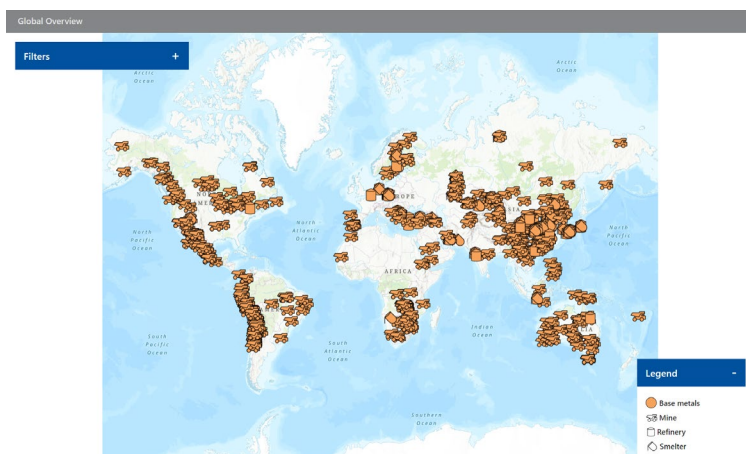
Stay ahead with the latest data updates, ensuring you have the latest information to drive your decisions.

## ■ Customisation

You can tailor our service to your unique needs. Choose specific assets, regions, or parameters to focus on what matters most to your business.

## ■ Enhanced accessibility and seamless integration via CRU DataLab and API

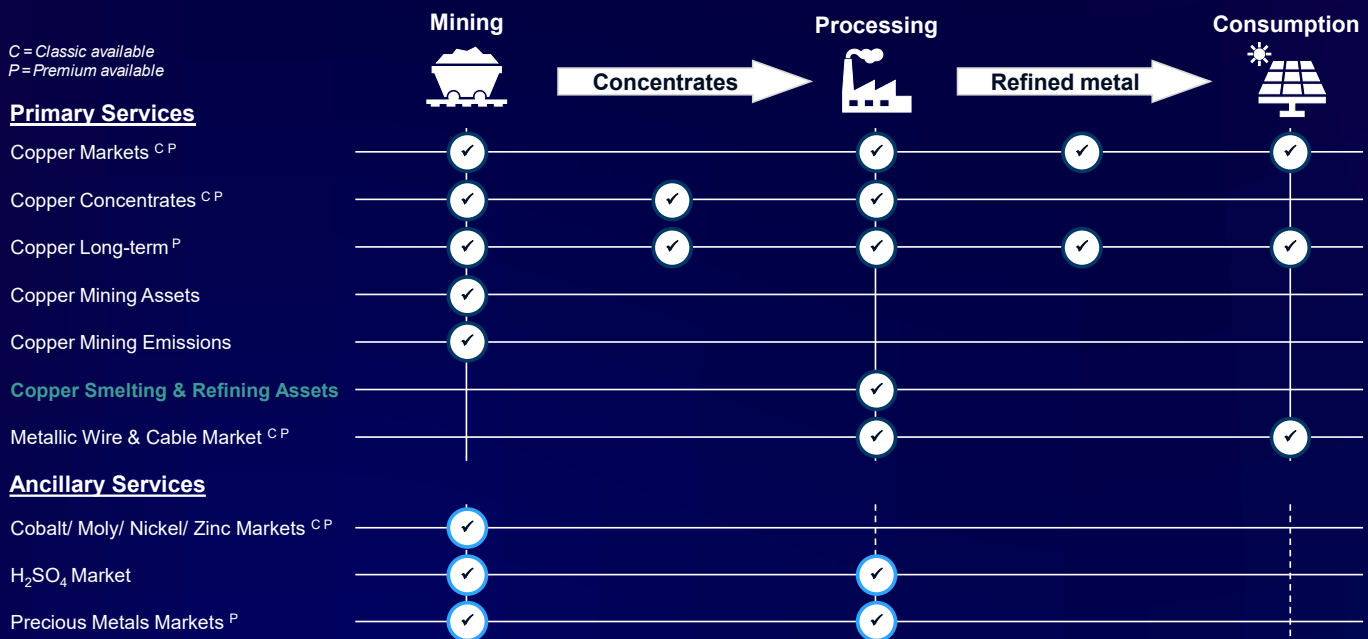
Seamlessly integrate CRU's data into your existing systems, enhancing workflow efficiency.



# Comprehensive *Copper Services* Coverage

CRU's Copper Services span the entire value chain, from mining to consumption, providing unparalleled insights across key stages. Our services cover copper markets, mining assets, smelting & refining, emissions data, and sustainability insights, supporting informed decision-making at every stage of the copper supply chain.

## CRU's Copper Services Network Map





For more information on **CRU's Copper Services**, please request a demo:

Book a *demo* now

## Global Offices



Beijing  
Cyprus  
Dubai  
Houston  
Johannesburg  
Mumbai  
New York  
**London** (Head Office)  
Pittsburgh  
Santiago  
São Paulo  
Seoul  
Shanghai  
Sheffield  
Singapore  
Sydney  
Tokyo  
Toronto